



VSPK
INTERNATIONAL SCHOOL
Sector-13, Rohini, Delhi – 110085



*“Knowledge will bring you
the opportunity to make
a difference.”*

HAPPY HOLIDAYS

SESSION 2025-26

MISSION LIFE

CLASS- I



Dear Students,

Summer holidays are a wonderful time to relax, explore new interests, and build memories with your loved ones. However, it is equally important to stay connected to your learning journey.

This year, we are aligning our Holiday Homework with the MISSION LIFE (Lifestyle for Environment) movement, encouraging all of us to adopt eco-friendly practices and live sustainably.

Let's use this summer to become responsible citizens who care for Mother Earth while enhancing our creativity, knowledge, and skills.

Enjoy, explore, learn — and make a difference!

Do's:

Follow a Routine: Balance study, play, and rest every day.

Stay Hydrated: Drink plenty of water and healthy drinks.

Be Eco-friendly: Plant trees, recycle, and avoid wasting resources.

Read Daily: Explore books that inspire you to care for the environment.

Spend Time Creatively: Involve yourself in art, music, craft, and eco-projects.

Don'ts:

Avoid Excess Screen Time: Limit mobile, TV, and video games.

Don't Waste Resources: Save electricity, water, and food.

Stay Indoors in Peak Heat: Avoid going out in the afternoon without necessity.

Avoid Littering: Keep your home and surroundings clean.

Don't Be Idle: Stay active through exercise, hobbies, or helping parents.

General instructions:

Take out the printout and solve it .

1. चित्र बनाओ और रंग भरो:

पेड़ का चित्र बनाओ और रंग भरो ।

सूरज और बादल का चित्र बनाओ और रंग भरो ।

अथवा

2. एक पौधा लगाओ:

मम्मी-पापा की मदद से एक छोटा पौधा लगाओ।

उस पौधे का नाम लिखो।

हर दिन पानी दो और देखो कि वह कैसे बड़ा होता है।



अभ्यास पत्रिका 1

प्रश्न 1 रिक्त स्थान भरो।

घर	_____।	(चल/हल)
यह	चख।	(घर/फल)
_____	तक चल।	(शहद/महल)
_____	मत कर।	(सड़क/बहस)
फसल	गई।	(कट/मटर)
घर	पढ़।	(चलकर/सरकस)
जय	पर चल।	(नल/पथ)
यश	पर चढ़।	(टब/बस)
_____	आम पक गए।	(दस/कट)
अब	चल।	(पल/घर)
सब	कह।	(सच/कप)

प्रश्न 2 नीचे दिए गए शब्दों में सही स्थान पर आ की मात्रा लगाइए।

	र_ज_
	म_ल_
	प_न
	ग_जर
	च_वल
	ब_दल

अभ्यास पत्रिका 2

प्रश्न 3 कहानी पढ़ो और प्रश्नों के उत्तर लिखो ;

राजा बाग में गया।
राजा ने आम खाया।
चाचा भी बाग में आए।
राजा और चाचा ने गाना गाया।
सबने ताली बजाई।

प्रश्नों के उत्तर लिखो:

1. कौन बाग में गया?

2. राजा ने क्या खाया

प्रश्न 4 पढ़ो और लिखो।

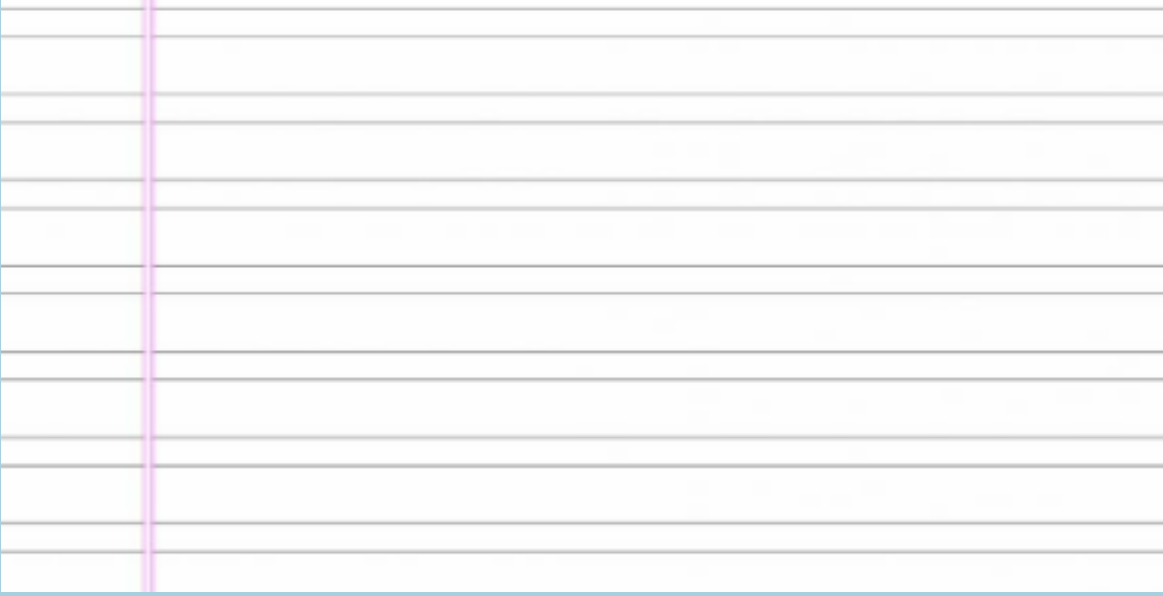
1. हलवा खाकर जा।
2. राजा आम लाया।
3. बाहर जाकर पढ़।
4. माला बाजा बजा।
5. मकान साफ कर।

6. रसदार अनार ला।
7. जहाज पर चढ़।
8. मामा पान खा।
9. तलवार उधर रख।
10. गायक गाना गा।

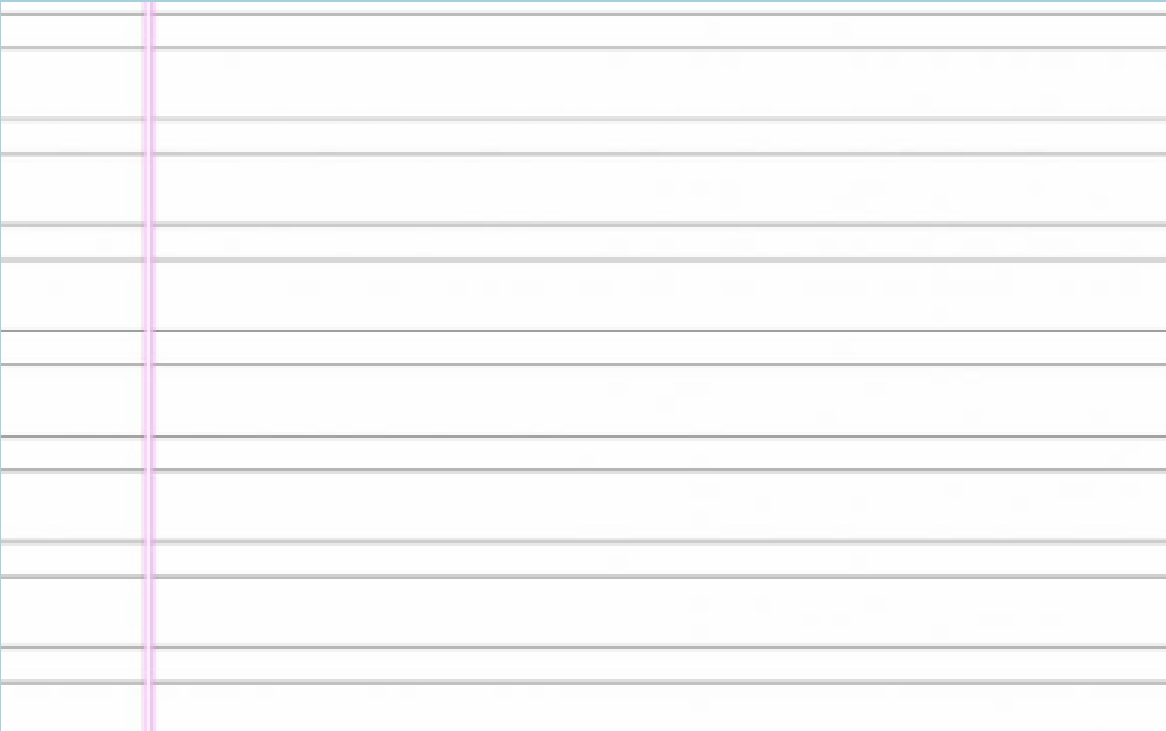
11. चाचा चला गया।
12. रमा पाठशाला जा।
13. बारात इधर आई।
14. टखना फट गया।
15. गाय चारा खा।

सूलेख

1. आम वाला आम लाया ।

A blank sheet of white paper with horizontal grey lines. A vertical pink line is positioned on the left side, creating a margin. The paper is set against a light blue background.

2. माता का आदर कर ।

A blank sheet of white paper with horizontal grey lines. A vertical pink line is positioned on the left side, creating a margin. The paper is set against a light blue background.

ENGLISH

1. Alphabet Nature Hunt

Task: Find 2 words from nature for each letter A to Z.

Example: A – ant , apple

OR

2. Vocabulary Building – Nature Words

Task: Learn and write 15 new words related to nature.

Example: tree, water, sun, rain, bird, leaf,

Activity: Draw these on the sheet of paper.



Q1 Read ,learn and write the following sight words.

- | | | |
|----------------|-----------------|-----------------|
| 1. am | 16. but | 31. here |
| 2. an | 17. can | 32. like |
| 3. as | 18. say | 33. look |
| 4. at | 19. she | 34. must |
| 5. be | 20. try | 35. only |
| 6. by | 21. was | 36. said |
| 7. do | 22. use | 37. what |
| 8. go | 23. who | 38. whom |
| 9. he | 24. why | 39. when |
| 10. if | 25. you | 40. With |
| 11. all | 26. away | |
| 12. and | 27. come | |
| 13. any | 28. find | |
| 14. are | 29. from | |
| 15. ask | 30. have | |

Q Read the Cvc passage and answer the following questions.



I got a new pet !
Max is my pup.
He can beg , sit , dig
And wag . Max will
hop in the big box!

A) Max is a _____.

B) Will Max hop in the box .
(YES / NO)

C)What max can do ?

Ans _____

Writing page

1. The dog is running in the garden.

A blank writing area with horizontal lines and a vertical margin line on the left.

2. We go to school everyday.

A blank writing area with horizontal lines and a vertical margin line on the left.

MATHS

Count Your Green Friends Activity:

- a) Count the number of plants at home or in your garden.
- b) Draw or paste pictures of them.
- c) Write how many plants you take care of.

➡ Example: I water _ 4 _ plants every day.

OR

Eco-Walk Tally Marks Activity:

Go on a short eco-walk with your parents. Count how many of these you see and record with tally marks:

- i) Trees
- ii) Birds
- iii) Bicycles
- iv) Trash bins

➤ **Note: Do the above activity on A4 size sheet**

EVS

Pledge Card Making Activity:

- ✓ Create a colorful “I Promise to Help the Earth” card with handprints and write 3 things the child will do:
 - 1) I will water the plants.
 - 2) I will not waste food.
 - 3) I will turn off the fan when I leave the room.

OR

Waste Sorting Activity:

- ✓ Draw or paste pictures of things that go into "Dry Waste" and "Wet Waste".

➤ **Note: Do the above activity on A4 size sheet.**

MATHS

Worksheet-1

After

9	10
33	34
40	41

Between

28	30
41	43
37	39

Before

.....	8
.....	49
.....	31

After

12	13
28	29
46	47

Between

36	38
44	46
17	19

Before

.....	17
.....	26
.....	30

After

34	35
18	19
21	22

Between

48	50
7	9
25	27

Before

.....	11
.....	42
.....	38

Worksheet-2

Q) Fill in the missing number.

1 → 2 START	3			6				10	
	13	14			17	18	19		
21	22			25	26		29	30	
31	32					37	38	40	
			44	45		47	48		
51		53			56	57		60	
61	62	63				67	68		
		73	74	75			78	79	80
		83	84	85	86				90
91	92	93			96	97	98		100

Worksheet- 3

Ascending and Descending

Read the given numbers carefully and arrange them in ascending and descending order

59	70	65	21	44
----	----	----	----	----

Ascending Order _____

Descending Order _____

22	44	1	10	11
----	----	---	----	----

Ascending Order _____

Descending Order _____

83	24	19	89	42
----	----	----	----	----

Ascending Order _____

Descending Order _____

EVS

Worksheet- 1

About
ME!

My name is:

These are the
people in my family:

My favorite
food is:



I am

years old

This is me...

My favorite hobby is:

My favorite animal is:

My favorite book is:

When I grow up,
I want to be:

My favorite color is:



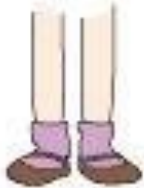
My
favorite
ice cream
flavor is:

Worksheet- 2

My Body

Complete the sentences.

I have _____ eyes.



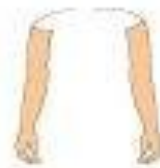
I have _____ legs.

I have _____ nose.



I have _____ ears.

I have _____ arms.



I have _____ tongue.

I have _____ head.



I have _____ toes.

I have _____ mouth.




I have _____ fingers.



Worksheet-3

Q) Match the following.


1. Put the rubbish  in the bin 


2. Turn the light  off


3. Respect and take care of your pets 

4. Use the car  less. Ride your bike 

5. Take care of the plants  . Don't cut trees 

6. Clean your house 

7. Don't waste water 

8. Recycle and reuse 

9. Use papers  on both sides

10. Share this information



ABACUS

- Kindly complete the book page 2, 3 and 4 from SK-1 (Book -2)
- Watch the April month videos to clear the concept
- Practice on Abacus tool
- We request the parents to guide their child and ensure the work is done neatly and submitted on time after summer vacation.





VSPK
INTERNATIONAL SCHOOL
Sector-13, Rohini, Delhi - 110085



THANK YOU



📍 Sector- 13, Rohini, New Delhi-110085
☎ +91 85888 22255 | 9205928881
✉ vspkschool@yahoo.co.in
🌐 www.vspkinternational.edu.in

