



VSPK
INTERNATIONAL SCHOOL
Sector-13, Rohini, Delhi – 110085



*“Knowledge will bring you
the opportunity to make
a difference.”*

HAPPY HOLIDAYS

SESSION 2025-26

MISSION LIFE

CLASS - II



Dear Students,

Summer holidays are a free time to relax, explore new interests and build memories with your loved ones. However, it is equally important to stay connected to your learning journey.

This year we are aligning our Holiday Homework with the **MISSION LIFE** (Lifestyle for Environment) movement, encouraging all of us to adopt eco-friendly practices and live sustainably.

Let's use this summer to become responsible citizens who care for Mother Earth while enhancing our creativity, knowledge and skills.

Enjoy, explore, learn --- and make a difference!

Do's:

Follow a Routine: Balance study, play and rest everyday

Stay Hydrated: Drink plenty of water and healthy drinks

Be eco-friendly: Plant trees, recycle and avoid wasting resources

Read books: Explore books that inspire you to care for the environment

Spend Time Creatively: Involve yourself in art, music, craft and eco-projects

Don'ts:

Avoid Excess Screen Time: Limit mobile, TV and video games.

Don't waste resources: Save Electricity, water and food.

Stay Indoors In Peak Heat: Avoid going out in the afternoon without necessity.

Avoid Littering: Keep your home and surroundings clean.

Don't Be Idle: Stay active through exercise, hobbies, or helping parents.

General Instructions:

Take out the printout of the shared worksheets and solve it.

ENGLISH
STORY TELLING

- Write a short story about a character that embarks on a mission to help their community or the environment. Illustrate the story with drawings that enhance the narrative.




- Give a title to your story.

WORKSHEET-1

Apple Antonyms or Synonyms?




Directions: Read the words on the apples. If they are antonyms, color the apples red. If the words are synonyms, color the apples green.



ONE DAY IN MY LIFE

Look at the pictures and complete the gaps.

Every day I  at eight o'clock.



I  and then, I have breakfast

at  I live near my school,

so I don't go to school ,

I  to school.

I finish classes at  and

I   at half past two. In the

afternoon, I do my homework and I also
play games with my little brother.

I usually  at nine o'clock.

I  at 21:30. 

Handwriting - 1

1. Mother loves her little baby.

2.

3.

4.

5.

Handwriting - 2

1. Palm trees wave in the breeze.

2.

3.

4.

5.

Handwriting - 3

1. Life is what you make it.

2.

3.

4.

5.

Handwriting - 4

1. The moon is a beautiful satellite.

2.

3.

4.

5.

Handwriting - 5

1. Trees clean the air we breathe.

2.

3.

4.


5.

HINDI

प्रश्न १. समान तुकों और सरल शब्दों का उपयोग कर जीवन के लक्ष्यों पर एक कविता लिखो। इसे रचनात्मक रूप से सजे हुए कागज़ पर लिखकर प्रस्तुत करें।

अथवा

प्रश्न २. घर पर बेकार चीज़ों से कोई एक उपयोगी चीज़ बनाओ – जैसे प्लास्टिक की बोतल से गमला, पुराने कपड़े से थैली आदि। अपनी तस्वीर खींच कर नीचे चिपकाएं।
नीचे उसका नाम और इस्तेमाल भी लिखो।



तस्वीर



अभ्यास पत्रिका-१

प्रश्न १. तालिका में लिखें संज्ञा शब्दों को छाँटकर सही वर्ग में लिखिए-

मुंबई, डॉक्टर, तोता, पेंसिल, लोमड़ी, अध्यापक, पंखा, रोहिणी

क्र.सं.	व्यक्ति	वस्तु	स्थान	प्राणी (पक्षी-जानवर)
१.				
२.				

प्रश्न २. खाली स्थान भरो (संज्ञा सोचकर लिखो):

(क) मैं हर सुबह _____ में प्रार्थना करता हूँ।

(ख) मेरे पास एक सुंदर _____ है।

(ग) _____ फूलों को पानी दे रहा है।

(घ) हम _____ से सब्जी लाए।

प्रश्न ३. अगर तुम्हारे पास एक जादुई थैला हो, तो उसमें कौन-कौन सी चीज़ें (संज्ञाएँ) होंगी? 4 लिखो।

(क) _____

(ख) _____

(ग) _____

(घ) _____

अभ्यास पत्रिका- २

प्रश्न १. नीचे दी गई कहानी में रेखांकित शब्दों को सही विलोम शब्दों से बदलो।

कहानी:

अमन एक बुरा लड़का था जो रोज़ समय पर स्कूल आता था। वह हमेशा सच बोलता और गंदे कपड़े पहनता। उसका एक दोस्त था जो जल्दी से उठता और कभी-कभी सच भी बोलता था। अमन ने उसे गुस्से से समझाया: “हमें हमेशा सच बोलना चाहिए और साफ़ रहना चाहिए।”

धीरे-धीरे उसने अपनी आदतें बदल लीं। अब वह भी दुष्ट आदमी बन गया और समय पर स्कूल जाने लगा।

सही शब्द लिखो:

अमन एक _____ लड़का था जो रोज़ समय पर स्कूल आता था। वह हमेशा सच बोलता और _____ कपड़े पहनता। उसका एक दोस्त था जो _____ से उठता और कभी-कभी _____ भी बोलता था। अमन ने उसे _____ से समझाया: “हमें हमेशा सच बोलना चाहिए और साफ़ रहना चाहिए।”

धीरे-धीरे उसने अपनी आदतें बदल लीं। अब वह भी _____ आदमी बन गया और समय पर स्कूल _____ लगा।

सुलैख - १

१. हिंदी हमारी राष्ट्रीय भाषा है।

२.

३.

४.

५.

सुलैख - २

१. ज्ञान बाँटने से बढ़ता है।

२.

३.

४.

५.

सुलेख - ३

१. हर सुबह एक नया अवसर है।

२.

३.

४.

५.

सुलेख - ४

१. धैर्य महान बनने की पहली सीढ़ी है।

२.

३.

४.

५.

सुलैख - ५

१. परिश्रम ही सफलता की कुंजी हैं।

२.

३.

४.

५.

EVS

1. *Mission Life Poster:*

Create a colourful poster on A3 sheet that depicts the importance of life and the missions we can undertake to make a positive impact. Include drawings, quotes, and pictures that represent different missions, such as helping others, planting trees, or recycling.

OR

2. *Helping Hands:*

List five ways you can help your family, friends, or community. Whether it's helping with chores at home, sharing toys, or cleaning up a park. Write about it on A4 sheet and share with your class.



WORKSHEET-1

- Look at the word grid carefully and highlight the given family words from the grid:

G	R	A	N	D	M	O	T	H	E	R
X	C	U	Q	T	O	D	Z	C	M	W
E	V	N	B	N	T	Z	Y	O	M	B
K	R	T	H	U	H	E	E	U	O	R
F	S	I	S	T	E	R	J	S	I	O
C	D	E	N	M	R	E	Y	I	K	T
S	F	A	T	H	E	R	J	N	P	H
Z	H	M	F	D	G	U	N	C	L	E
G	R	A	N	D	F	A	T	H	E	R
W	B	Y	B	B	B	A	B	Y	H	H

Grandmother

Sister

Mother

Grandfather

Uncle

Brother

Auntie

Father

Cousin

Baby



WORKSHEET-2

My Sense Organs

Use red colour to circle the objects that you can taste,
Blue colour to circle the objects that you can hear and
yellow colour for the objects that you can smell.



Tick the correct answers

A How many sense organs do we have ?

- i. Three ii. Six iii. Five

B Which sense organ tells us that door bell is ringing ?

- i. Ear ii. Nose iii. Skin

C Which sense organ tells us that cactus is sharp ?

- i. Ear ii. Tongue iii. Skin

D Which sense organ tells us that Lemon is sour ?

- i. Eyes ii. Nose iii. Tongue

Match the followings

A Eyes



Drum

B Ears



Icecream

C Nose



Flower

D Skin



LCD

E Tongue



Cactus

MATHS

COUNTING SUPPLIES

- Your mission- “GOING TO SCHOOL” requires you to gather supplies. Count and write down the number of each item you need:

S.NO.	ITEM'S NAME	COUNTS
1	Water Bottle	
2	Equipments	
3	Tissue Papers	
4	First Aid Kit	
5	Food items	
6	Books	

1. How many items do you have in total?

SOLUTION:

Number of Water bottles-

Number of Equipments -

Number of Tissue Papers-

Number of First Aid Kits-

Number of Food items-

Number of Books-

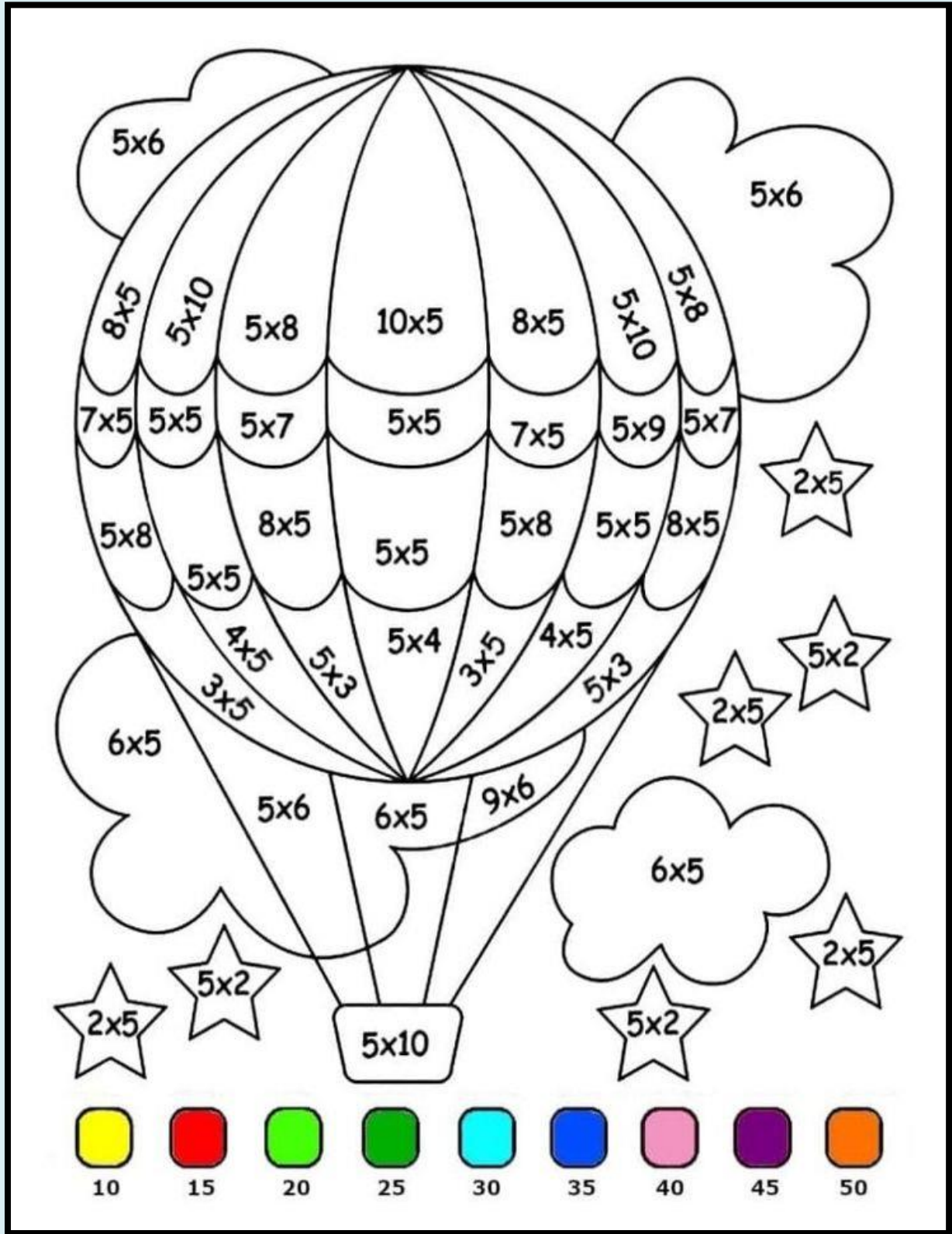
Total number of items

H	T	O







WORKSHEET-1

- Let's learn the tables from 2 to 10 and colour the Hot air balloon accordingly.







WORKSHEET-2

- Partition these numbers into their hundreds, tens and ones place value.

1	138	<table border="1" style="width: 100%; border-collapse: collapse;"> <tr> <td style="padding: 5px;">Hundreds</td> <td style="padding: 5px;">Tens</td> <td style="padding: 5px;">Ones</td> </tr> <tr> <td style="height: 30px;"></td> <td style="height: 30px;"></td> <td style="height: 30px;"></td> </tr> </table>	Hundreds	Tens	Ones				
Hundreds	Tens	Ones							
2	530	<table border="1" style="width: 100%; border-collapse: collapse;"> <tr> <td style="padding: 5px;">Hundreds</td> <td style="padding: 5px;">Tens</td> <td style="padding: 5px;">Ones</td> </tr> <tr> <td style="height: 30px;"></td> <td style="height: 30px;"></td> <td style="height: 30px;"></td> </tr> </table>	Hundreds	Tens	Ones				
Hundreds	Tens	Ones							
3	904	<table border="1" style="width: 100%; border-collapse: collapse;"> <tr> <td style="padding: 5px;">Hundreds</td> <td style="padding: 5px;">Tens</td> <td style="padding: 5px;">Ones</td> </tr> <tr> <td style="height: 30px;"></td> <td style="height: 30px;"></td> <td style="height: 30px;"></td> </tr> </table>	Hundreds	Tens	Ones				
Hundreds	Tens	Ones							
4	62	<table border="1" style="width: 100%; border-collapse: collapse;"> <tr> <td style="padding: 5px;">Hundreds</td> <td style="padding: 5px;">Tens</td> <td style="padding: 5px;">Ones</td> </tr> <tr> <td style="height: 30px;"></td> <td style="height: 30px;"></td> <td style="height: 30px;"></td> </tr> </table>	Hundreds	Tens	Ones				
Hundreds	Tens	Ones							

- Count the blocks and write the number. Circle the odd/even


	<div style="border: 1px solid black; width: 40px; height: 40px; margin: 0 auto;"></div>	<div style="border: 1px solid black; width: 100%; height: 40px; margin: 0 auto;"></div>	<div style="border: 1px solid black; width: 40px; height: 40px; margin: 0 auto;"></div>	odd even
	<div style="border: 1px solid black; width: 40px; height: 40px; margin: 0 auto;"></div>	<div style="border: 1px solid black; width: 100%; height: 40px; margin: 0 auto;"></div>	<div style="border: 1px solid black; width: 40px; height: 40px; margin: 0 auto;"></div>	odd even
	<div style="border: 1px solid black; width: 40px; height: 40px; margin: 0 auto;"></div>	<div style="border: 1px solid black; width: 100%; height: 40px; margin: 0 auto;"></div>	<div style="border: 1px solid black; width: 40px; height: 40px; margin: 0 auto;"></div>	odd even
	<div style="border: 1px solid black; width: 40px; height: 40px; margin: 0 auto;"></div>	<div style="border: 1px solid black; width: 100%; height: 40px; margin: 0 auto;"></div>	<div style="border: 1px solid black; width: 40px; height: 40px; margin: 0 auto;"></div>	odd even

ABACUS

- Kindly complete the book pages- 3, 4, 5 and 6 from SK-3, Book-2.
- Revise Finger Counting.
- Watch the April Month shared videos to clear the concepts.
- Practice on Abacus tool.
- We request the parents to guide their child and ensure the work is done neatly and submitted on time after summer vacation.

Regards

Abacus Teacher




ACTIVITY TIME



"A dad is someone who holds you when you cry, scolds you when you break the rules, shines with pride when you succeed and has faith in you even when you fail..."

"ALL ABOUT MY DAD"

- Design and create a handmade Father's Day card. Students can use different materials like coloured paper, markers, stickers, and glitter to decorate their cards with messages of love and appreciation for their fathers or father figures.
- For card, include a drawing or a picture of a memorable moment with their dad into it. Write a short poem or a few sentences about what makes their dad special.
- Share your beautiful pictures/videos with us on 15th June, 2025 (Sunday).



* _ * _ * _ * _ * _ * _ * _ * _ * _ * _ * _ * _ * _ * _ * _ *

"Yoga is the art work of awareness on the canvas of body, mind and soul."

"FAMILY YOGA"



- Plan a Family Yoga Day with your parents, grandparents and siblings.
- Try to perform different and simple yoga poses.
- Share your pictures with us on 21st June, 2025 (Saturday).



VSPK
INTERNATIONAL SCHOOL
Sector-13, Rohini, Delhi – 110085



THANK YOU

